



City of Memphis Proposed Budget CIP FY25-
29
Memphis, Tennessee



TABLE OF CONTENTS

Capital Improvement Plan	3
One Year Plan	4
Multi-Year Plan	5
Capital Projects	6
City Engineering	6
HSIP Coverline	7
Traffic Calming Devices Coverline	9
Traffic Safety Development Coverline	11
Traffic Signals Coverline	13
Urban Arts Installation Coverline	15

Capital Improvement Plan

The Capital Improvement Program (CIP) is a five-year plan for capital allocations that is reviewed annually for priority adherence and project variances. This plan examines each city project and specifies the source of financing for projected expenditures. Requested projects are analyzed by the Finance Division and external bond counsel to be compiled and reviewed by the Mayor of Memphis. Every year in April, the Mayor presents the plan to the Memphis City Council along with the Operating Budget and Tax Rate. The Council's adoption of the Annual Operating Budget, CIP Budget, and Tax Rate by Ordinance authorizes the spending of a portion of engineering, architecture, land acquisition, development costs, and rolling stock through administrative appropriations. Funds for construction costs, equipment, and all acquisition contracts are subject to additional authorization by the Council. Prior and current CIP appropriations will remain in the plan until the Division in charge of the project or City Council determines that the project is complete and should be unfunded. Project allocations that have not been appropriated by the end of each Fiscal Year are subject to additional approval by the Chief Financial Officer. The CFO may elect to have unappropriated allocations carried forward into the next year, reallocated to another project, or removed from the Capital Improvement Plan.

One Year Plan

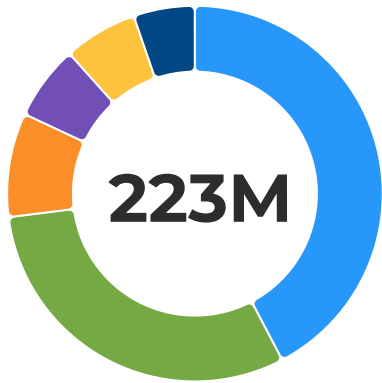
FY25 Total Capital Requested

\$223,209,996

FY25 Total Funding Requested

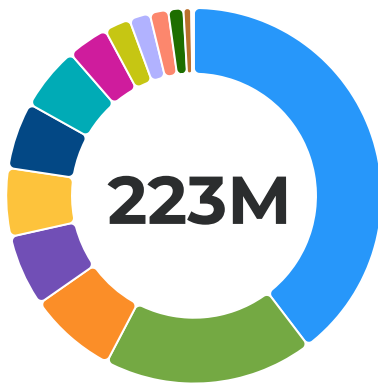
\$223,209,996

FY25 CIP Request by Funding Source



General Obligation Bonds	\$94,439,996	42.31%
Sewer Capital Pay Go	\$68,500,000	30.69%
Sewer Revenue Bonds	\$20,000,000	8.96%
Storm Water Revenue Bonds	\$14,322,000	6.42%
WIFIA Loan	\$14,168,000	6.35%
Storm Water Capital Pay Go	\$11,780,000	5.28%

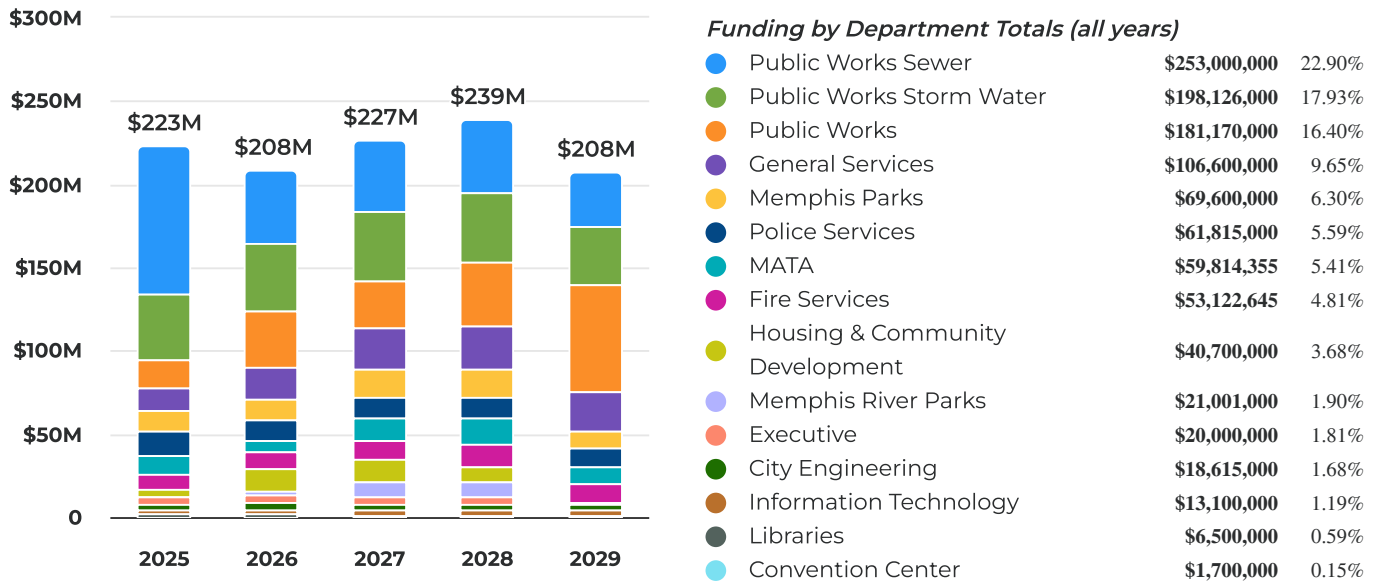
FY25 CIP Request by City of Memphis Division



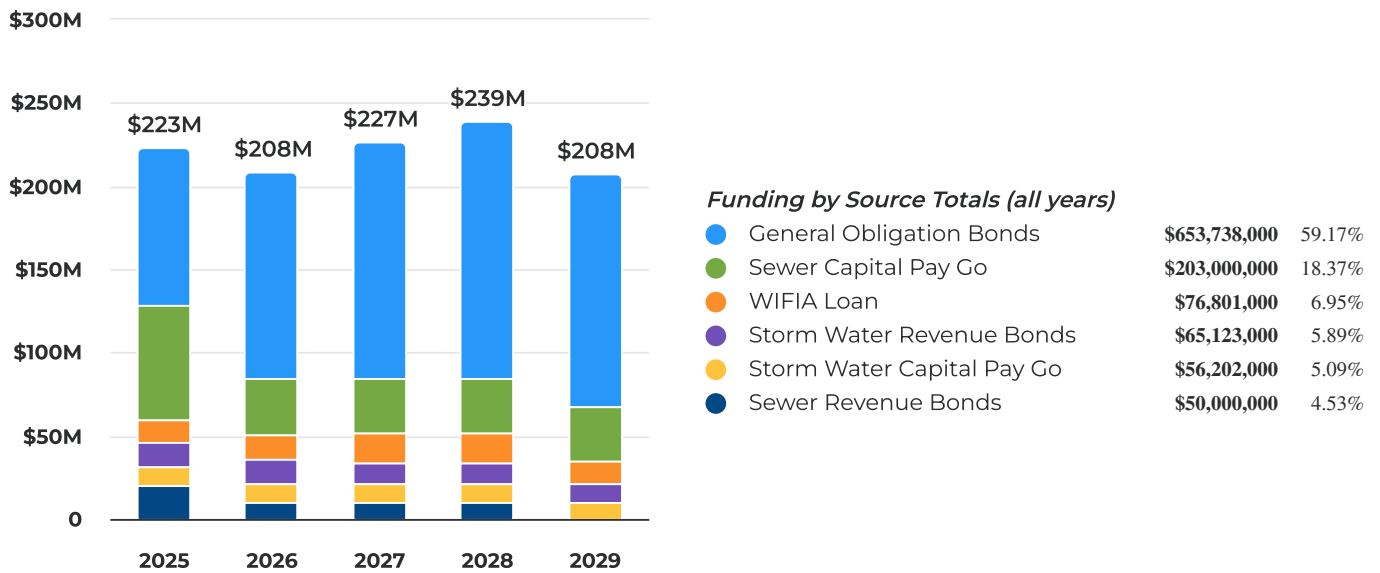
Public Works Sewer	\$88,500,000	39.65%
Public Works Storm Water	\$40,270,000	18.04%
Public Works	\$17,020,000	7.63%
Police Services	\$13,815,000	6.19%
General Services	\$13,100,000	5.87%
Memphis Parks	\$12,800,000	5.73%
MATA	\$12,292,231	5.51%
Fire Services	\$7,937,765	3.56%
Housing & Community Development	\$5,000,000	2.24%
Executive	\$4,000,000	1.79%
City Engineering	\$3,575,000	1.60%
Information Technology	\$2,900,000	1.30%
Libraries	\$1,500,000	0.67%
Memphis River Parks	\$250,000	0.11%
Convention Center	\$250,000	0.11%

Capital Improvement Multi-Year Plan

FY25 - FY29 Total CIP Request by City of Memphis Division

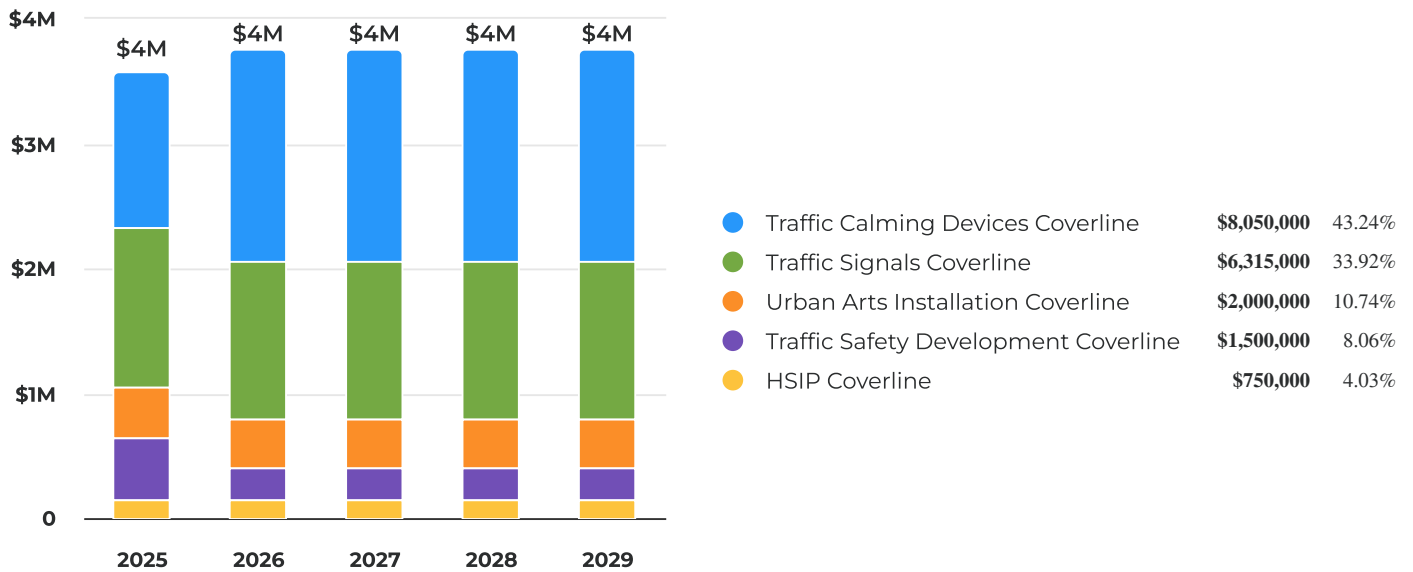


FY25 - FY29 Total CIP Request by Funding Source



City Engineering

FY25 - FY29 City Engineering Projects



Summary of Requests

Project No. / Category	FY2025	FY2026	FY2027	FY2028	FY2029	Total
EN24100 Traffic Signals Coverline	\$1,275,000	\$1,260,000	\$1,260,000	\$1,260,000	\$1,260,000	\$6,315,000
EN01067 HSIP Coverline	\$150,000	\$150,000	\$150,000	\$150,000	\$150,000	\$750,000
EN24400 Traffic Safety Development Coverline	\$500,000	\$250,000	\$250,000	\$250,000	\$250,000	\$1,500,000
EN24300 Urban Arts Installation Coverline	\$400,000	\$400,000	\$400,000	\$400,000	\$400,000	\$2,000,000
EN24200 Traffic Calming Devices Coverline	\$1,250,000	\$1,700,000	\$1,700,000	\$1,700,000	\$1,700,000	\$8,050,000
Total Summary of Requests	\$3,575,000	\$3,760,000	\$3,760,000	\$3,760,000	\$3,760,000	\$18,615,000



HSIP Coverline

Overview

Request Owner	City of Memphis, TN,
Department	City Engineering
Type	Capital Improvement
Project Number	EN01067

Description

This project will provide matching funds for Highway Safety Improvement Program (HSIP) projects directed by the State. The Federal Highway Administration defines HSIP as a "program to achieve a reduction in traffic fatalities and serious injuries on all public roads." These projects often include intersection and rail crossing improvements.

Details

City Council District(s) 1, 2, 3, 4, 5, 6, 7, 8 (Super), 9 (Super)

Capital Cost

FY2025 Budget	Total Budget (all years)	Project Total
\$150K	\$750K	\$750K

Detailed Breakdown

Category	FY2025	FY2026	FY2027	FY2028	FY2029	Total
	<i>Requested</i>	<i>Requested</i>	<i>Requested</i>	<i>Requested</i>	<i>Requested</i>	
Planning	\$150,000	\$150,000	\$150,000	\$150,000	\$150,000	\$750,000
Total	\$150,000	\$150,000	\$150,000	\$150,000	\$150,000	\$750,000



Funding Sources

FY2025 Budget

\$150K

Total Budget (all years)

\$750K

Project Total

\$750K

Detailed Breakdown

Category	FY2025 <i>Requested</i>	FY2026 <i>Requested</i>	FY2027 <i>Requested</i>	FY2028 <i>Requested</i>	FY2029 <i>Requested</i>	Total
General Obligation	\$150,000	\$150,000	\$150,000	\$150,000	\$150,000	\$750,000
Bonds						
Total	\$150,000	\$150,000	\$150,000	\$150,000	\$150,000	\$750,000



Traffic Calming Devices Coverline

Overview

Request Owner	City of Memphis, TN,
Department	City Engineering
Type	Capital Improvement
Project Number	EN24200

Description

This project is for the installation of traffic-calming devices such as speed humps, traffic circles, and rumble strips on local neighborhood streets that have documented speeding problems and meet established criteria for installation. This is an extremely popular program in neighborhoods and requests continue to be received.

Details

City Council District(s) 1, 2, 3, 4, 5, 6, 7, 8 (Super), 9 (Super)

Capital Cost

FY2025 Budget	Total Budget (all years)	Project Total
\$1.25M	\$8.05M	\$8.05M

Detailed Breakdown

Category	FY2025	FY2026	FY2027	FY2028	FY2029	Total
	<i>Requested</i>	<i>Requested</i>	<i>Requested</i>	<i>Requested</i>	<i>Requested</i>	
Planning	\$250,000	\$350,000	\$350,000	\$350,000	\$350,000	\$1,650,000
Construction	\$1,000,000	\$1,350,000	\$1,350,000	\$1,350,000	\$1,350,000	\$6,400,000
Total	\$1,250,000	\$1,700,000	\$1,700,000	\$1,700,000	\$1,700,000	\$8,050,000



Funding Sources

FY2025 Budget

\$1.25M

Total Budget (all years)

\$8.05M

Project Total

\$8.05M

Detailed Breakdown

Category	FY2025 <i>Requested</i>	FY2026 <i>Requested</i>	FY2027 <i>Requested</i>	FY2028 <i>Requested</i>	FY2029 <i>Requested</i>	Total
General Obligation	\$1,250,000	\$1,700,000	\$1,700,000	\$1,700,000	\$1,700,000	\$8,050,000
Bonds						
Total	\$1,250,000	\$1,700,000	\$1,700,000	\$1,700,000	\$1,700,000	\$8,050,000



Traffic Safety Development Coverline

Overview

Request Owner	City of Memphis, TN,
Department	City Engineering
Type	Capital Improvement
Project Number	EN24400

Description

This project funds specific traffic safety development initiatives by District as identified and mandated by members of the City Council.

Details

City Council District(s) 1, 2, 3, 4, 5, 6, 7, 8 (Super), 9 (Super)

Capital Cost

FY2025 Budget	Total Budget (all years)	Project Total
\$500K	\$1.5M	\$1.5M

Detailed Breakdown

Category	FY2025 <i>Requested</i>	FY2026 <i>Requested</i>	FY2027 <i>Requested</i>	FY2028 <i>Requested</i>	FY2029 <i>Requested</i>	Total
Planning	\$50,000	\$50,000	\$50,000	\$50,000	\$50,000	\$250,000
Construction	\$450,000	\$200,000	\$200,000	\$200,000	\$200,000	\$1,250,000
Total	\$500,000	\$250,000	\$250,000	\$250,000	\$250,000	\$1,500,000



Funding Sources

FY2025 Budget

\$500K

Total Budget (all years)

\$1.5M

Project Total

\$1.5M

Detailed Breakdown

Category	FY2025 <i>Requested</i>	FY2026 <i>Requested</i>	FY2027 <i>Requested</i>	FY2028 <i>Requested</i>	FY2029 <i>Requested</i>	Total
General Obligation	\$500,000	\$250,000	\$250,000	\$250,000	\$250,000	\$1,500,000
Bonds						
Total	\$500,000	\$250,000	\$250,000	\$250,000	\$250,000	\$1,500,000

Traffic Signals Coverline

Overview

Request Owner	City of Memphis, TN,
Department	City Engineering
Type	Capital Improvement
Project Number	EN24100

Description

This project is used to purchase traffic signal materials that will provide greater safety, improve the flow of traffic, and to upgrade existing traffic signals that do not meet safety standards. New controllers, poles, and other equipment will be purchased to replace old and inoperable ones.

Details

City Council District(s) 1, 2, 3, 4, 5, 6, 7, 8 (Super), 9 (Super)

Capital Cost

FY2025 Budget	Total Budget (all years)	Project Total
\$1.28M	\$6.32M	\$6.32M

Detailed Breakdown

Category	FY2025 <i>Requested</i>	FY2026 <i>Requested</i>	FY2027 <i>Requested</i>	FY2028 <i>Requested</i>	FY2029 <i>Requested</i>	Total
Planning	\$60,000	\$60,000	\$60,000	\$60,000	\$60,000	\$300,000
Construction	\$1,215,000	\$1,200,000	\$1,200,000	\$1,200,000	\$1,200,000	\$6,015,000
Total	\$1,275,000	\$1,260,000	\$1,260,000	\$1,260,000	\$1,260,000	\$6,315,000



Funding Sources

FY2025 Budget

\$1.28M

Total Budget (all years)

\$6.32M

Project Total

\$6.32M

Detailed Breakdown

Category	FY2025 <i>Requested</i>	FY2026 <i>Requested</i>	FY2027 <i>Requested</i>	FY2028 <i>Requested</i>	FY2029 <i>Requested</i>	Total
General Obligation Bonds	\$1,275,000	\$1,260,000	\$1,260,000	\$1,260,000	\$1,260,000	\$6,315,000
Total	\$1,275,000	\$1,260,000	\$1,260,000	\$1,260,000	\$1,260,000	\$6,315,000



Urban Arts Installation Coverline

Overview

Request Owner	City of Memphis, TN,
Department	City Engineering
Type	Capital Improvement
Project Number	EN24300

Description

This project makes funding available to create artworks that function as an essential element within the overall design of various City projects, complementing existing or proposed architectural elements within capital improvement projects. The total funding for all Urban Art CIP may not exceed \$1.5 million in two successive fiscal years. Urban Art CIP is limited to \$1 million per fiscal year by Ordinance No. 4934.

Details

City Council District(s) 1, 2, 3, 4, 5, 6, 7, 8 (Super), 9 (Super)

Capital Cost

FY2025 Budget	Total Budget (all years)	Project Total
\$400K	\$2M	\$2M

Detailed Breakdown

Category	FY2025	FY2026	FY2027	FY2028	FY2029	Total
	<i>Requested</i>	<i>Requested</i>	<i>Requested</i>	<i>Requested</i>	<i>Requested</i>	
Construction	\$400,000	\$400,000	\$400,000	\$400,000	\$400,000	\$2,000,000
Total	\$400,000	\$400,000	\$400,000	\$400,000	\$400,000	\$2,000,000



Funding Sources

FY2025 Budget

\$400K

Total Budget (all years)

\$2M

Project Total

\$2M

Detailed Breakdown

Category	FY2025 <i>Requested</i>	FY2026 <i>Requested</i>	FY2027 <i>Requested</i>	FY2028 <i>Requested</i>	FY2029 <i>Requested</i>	Total
General Obligation	\$400,000	\$400,000	\$400,000	\$400,000	\$400,000	\$2,000,000
Bonds						
Total	\$400,000	\$400,000	\$400,000	\$400,000	\$400,000	\$2,000,000